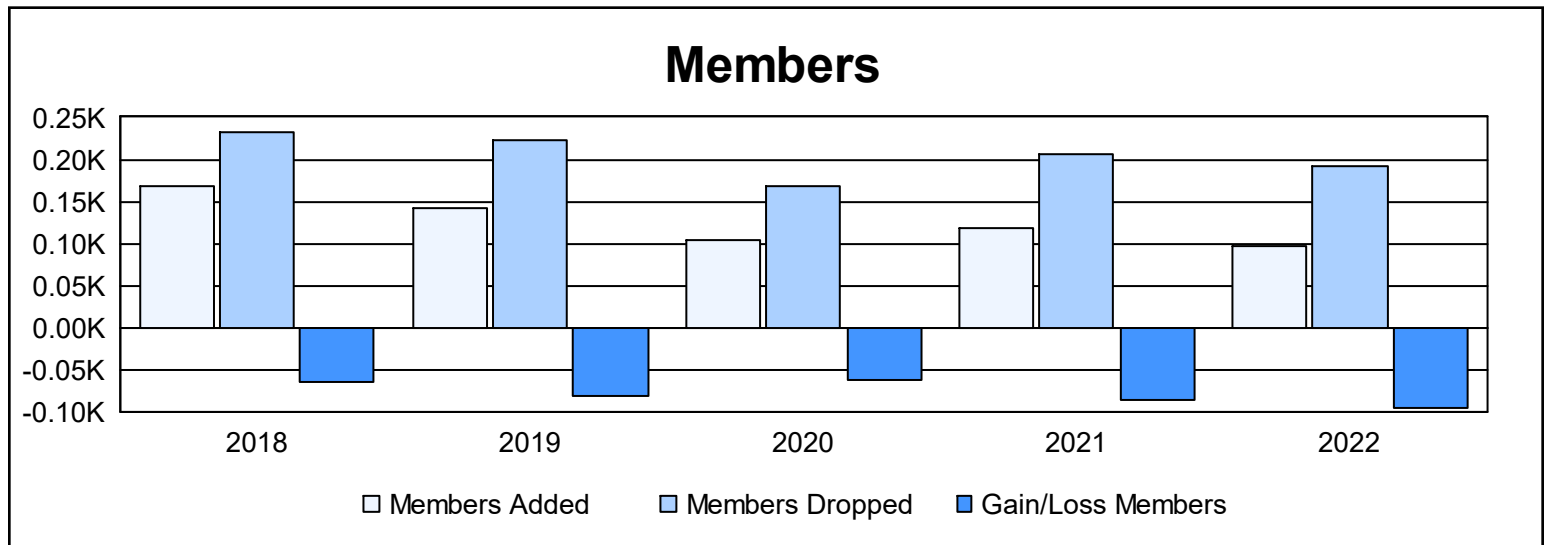
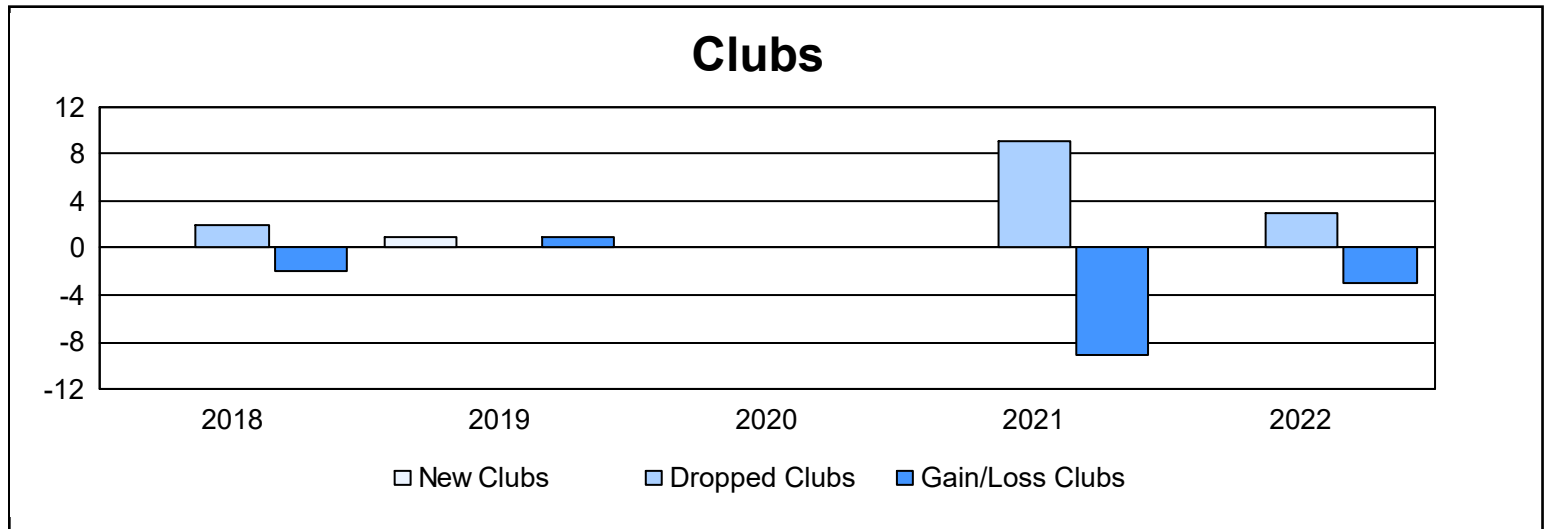
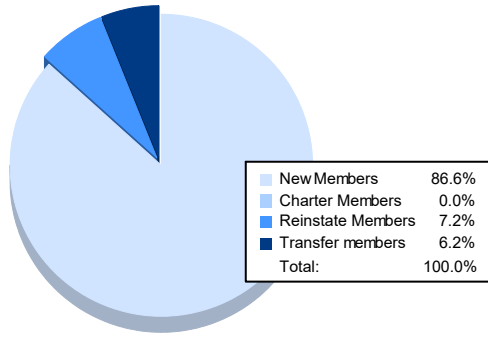


Year	New Clubs	Dropped Clubs	Gain/ Loss Clubs	New Members	Charter Members	Reinstate Members	Transfer Members	Total Member Added	Total Members Dropped	Gain/ Loss Members
2017-2018	0	2	-2	155	0	3	9	167	231	-64
2018-2019	1	0	1	107	28	3	4	142	223	-81
2019-2020	0	0	0	98	1	4	1	104	167	-63
2020-2021	0	9	-9	90	1	4	23	118	205	-87
2021-2022	0	3	-3	84	0	7	6	97	192	-95
<b>Average</b>	<b>0</b>	<b>3</b>	<b>-3</b>	<b>107</b>	<b>6</b>	<b>4</b>	<b>9</b>	<b>126</b>	<b>204</b>	<b>-78</b>



### Membership Composition June 2022 Cumulative



### Gender Composition June 2022 Cumulative

